


Track Star^(TSS)

Wall Track System



Window Concealment

FOR MARKERBOARDS OR CHALKBOARDS with a Track System

- Ideal solution for window and wall concealment.
- Ease of installation with heavy gauge aluminum top and bottom rails.
- Writanium[®] porcelain writing surfaces are projection-friendly, accept magnetic accessories, and resist ghosting or staining. Backed by our forever warranty for lasting peace of mind.
- Writanium[®] porcelain is SCS Indoor Advantage Gold Certified.

Suggested Specifications

Part 1: General

1.1 Section Includes

- A. Writanium® Porcelain Markerboards
- B. Writanium® Porcelain Chalkboards
- C. Visual Display Board Accessories

1.2 Related Sections

- A. Section 06100 – Wood or Steel Blocking
- B. Section 09000 – Gypsum Wall Board
- C. Section 09720 – Vinyl Wall Coverings
- D. Section 09900 – Paints and Coatings

1.3 References

- A. ASTM B221 – Standard Specification for Aluminum and Aluminum-Alloy Extruded Bars, Rods, Wire, Shapes, and Tubes.
- B. ASTM E84 – Test Method for Surface Burning and Characteristics of Building Materials.
- C. ASTM C540 – Gloss Test for Writanium® Porcelain (Porcelain Enamel Institute PEI-501).

1.4 Submittals

- A. Submit products and samples under provisions of Section 01300.
- B. Product Data: Provide technical data for products specified. Include Material Safety Data Sheets, when applicable.
- C. Shop Drawings: Provide shop drawings for each type of visual display board specified including section details indicating trim, face, core and backing materials, dimensions, joint locations and special anchor details.
- D. Color Samples: Submit set of color chips displaying manufacturer's full range of colors and finishes.
- E. Product Samples: Submit samples not less than twelve inches square and framed on two adjacent sides, to illustrate materials, finish, color, and configuration of each type of visual display board required.
- F. Care and Maintenance Data: Provide data on cleaning requirements, stain removal, and recommended maintenance precautions.

1.5 Delivery, Storage, and Handling

- A. Comply with manufacturer's instructions for handling and storage of Visual Display Boards.

1.6 Project Conditions

- A. Field measure prior to fabrication to ensure proper fit.
- B. General contractor to maintain proper climate before, during and after installation.

1.7 Warranty

- A. Submit manufacturer's "Forever Warranty", stating that under normal usage and maintenance, and when installed in accordance with manufacturer's instructions and recommendations, Writanium® Porcelain Markerboards and Chalkboards are guaranteed for the life of the building.
- B. Warranty shall cover replacement of defective Writanium® Porcelain Markerboards and Chalkboards due to discoloration, excessive fading of color, crazing, cracking or flaking. Warranty does not cover the cost of removal or reinstallation.

Part 2: Products

2.1 Manufacturers

- A. Provide visual display boards as manufactured by Platinum Visual Solutions, Corona, California.
Tel: (800)498-2990. Fax: (951)817-9900. Email: info@pvsusa.com. Website: www.pvsusa.com
- B. Substitutions: See Section 01600 – Product Requirements

2.2 Writanium® Porcelain Markerboards and Chalkboard Materials

- A. Steel Face Sheets: Writing surface will be Writanium® Porcelain 28 gauge steel face with porcelain enamel finish fused to the steel sheet using a continuous coil process
 - 1. Writanium® Porcelain Markerboard and Chalkboard surface shall be fused at a temperature of 1450° and 1200° respectively
 - 2. The gloss of the writing surface will not increase more than three units when subjected to wearability tests specified in testing procedures for 30 hours
- B. Core Material: 1 / 2" Honeycomb
- C. Backing Material: 28 gage galvanized backing sheet
- D. Hanger bar: 6063 aluminum alloy with a T5 temper
- E. Spline bar: 6063 aluminum alloy with a T5 temper
- F. Adhesive: As recommended by manufacturer for project conditions

2.3 Writanium® Porcelain Markerboards and Chalkboards

- A. Provide Writanium® Porcelain Markerboards and Chalkboards for project from manufacturer's TSS Series
 - 1. Accessories: TSS Series aluminum extrusions with finish as selected
 - a. Chalktray: Magnetized with low profile and polished ends
 - b. Dry Erase Markers: Standard colors (Black, Blue, Green & Red)
 - c. Writanium® Porcelain Markerboard Cleaning Cloth: Microfiber magnetic cleaning cloth.
 - 2. Size: As shown on drawings
 - 3. Color: As selected from manufacturer's standard colors

2.4 Fabrication

- A. Laminate facing sheet and backing sheet to core material under pressure, using manufacturer's recommended adhesive.
- B. Provide factory-assembled visual display boards, except where sizes demand partial field assembly.

Part 3: Execution

3.1 Examination

- A. Verify that substrates are properly prepared to receive visual display boards. Do not begin installation until unsatisfactory conditions have been corrected.

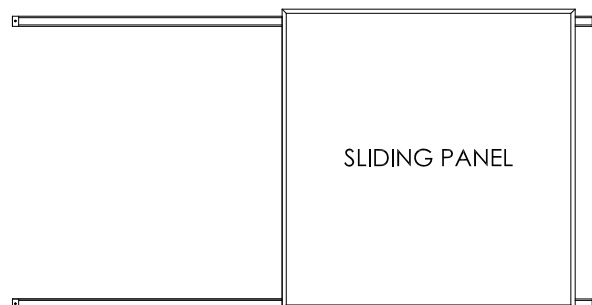
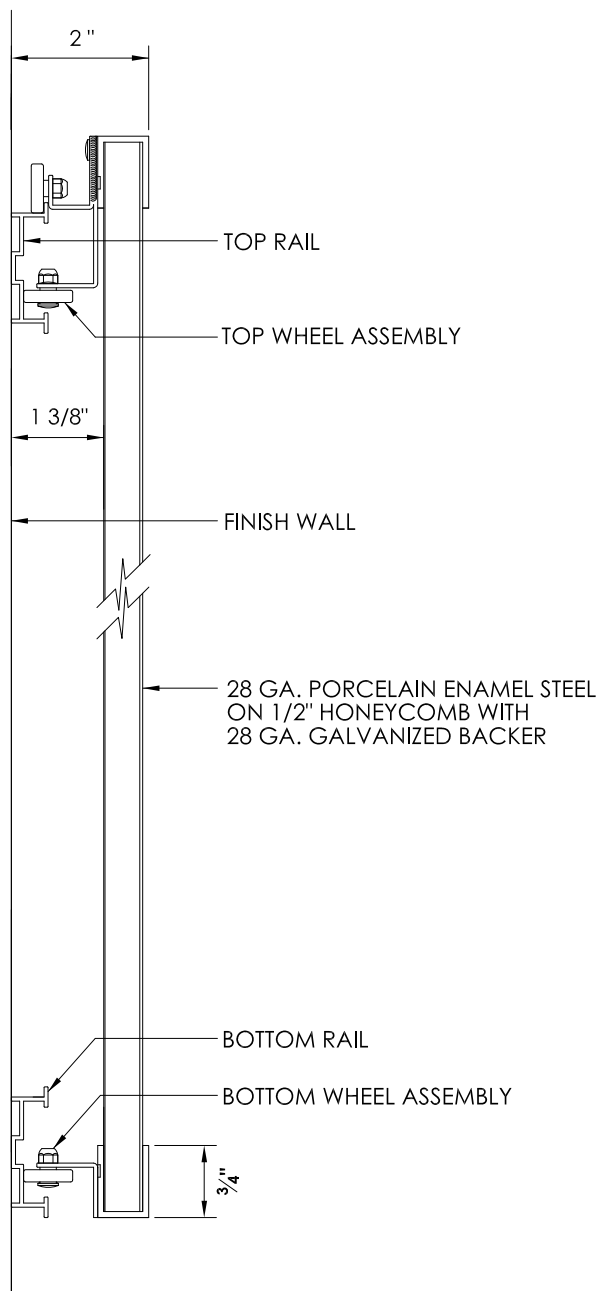
3.2 Installation

- A. Comply with manufacturer's installation instructions.
- B. Where visual display boards must be partly assembled at project site, use factory-supplied H-bar to maintain proper alignment.
- C. Install visual display boards level and plumb, keeping perimeter trim aligned in accordance with manufacturer's recommendations.

3.3 Adjusting and Cleaning

- A. Verify that all accessories are installed as required for each unit.
- B. Upon completion of installation, clean surfaces and trim in accordance with manufacturer's recommendations, leaving all materials ready for use.

TSS: Specifications





Platinum
VISUAL SOLUTIONS



1451 E. 6th Street, Corona, CA 92879
800.498.2990 | 951.817.2200 | FAX 951.817.9900
info@pvsusa.com | www.pvsusa.com